

# FLEX ACTIVE™ ELECTRIC SIT-TO-STAND TABLE

## Customizable Ergonomics at Your Fingertips

With a push of a button, you can customize the height of your worksurface to accommodate any user.



Save up to 4 worksurface height presets or adjust on the fly

### COLLABORATE & ENGAGE

- Customize your worksurface height with the touch of a button
- Save up to four table height presets
- Electric telescoping legs provide 20" of worksurface height adjustment
- Worksurfaces available in 48", 60" and 72" wide and 24" or 30" deep versions to fit in any space
- Extensive selection of laminate and metal color choices to complement your existing decor
- ADA Compliant options allow you to engage any user in any environment

### ROBUST CONSTRUCTION

- Electric legs are available in durable, black, powder-coated steel
- Scratch and impact-resistant high-pressure laminate worksurface made to last
- Matching vinyl edge trim on worksurface edges helps protect walls and furniture
- Worksurface brace provides support to minimize flexing over time

### SMART DESIGN

- Optional Modesty Panel provides privacy
- Modesty panel available in Spectrum Expressions laminate and metal colors
- Optional worksurface Power Module with AC power plug
- Available with glides and locking casters (locking casters provide quick and easy room reconfiguration)

Simply follow each step below to generate your **FLEX ACTIVE** product order number. Record the letter or number code from each step in the corresponding boxes in this order generating chart.

FLEX ACTIVE ELECTRIC SIT-TO-STAND TABLE	1 LAMINATE	2 EDGE BAND	3 METAL FINISH	4 WORKSURFACE SIZE	5 ELECTRICAL OPTION	6 MODESTY PANEL OPTION	7 MODESTY PANEL LAMINATE OPTION
37239				17			0

## 1 Choose Your Laminate Color

(Standard Laminate and Edgeband Combinations Shown)

STANDARD LAMINATE EXPRESSIONS COLORS

 Fusion Maple Matching Edgeband ORDER CODE <b>FM</b>	 Graphite Talc Black Edgeband ORDER CODE <b>GT</b>	 Wild Cherry Matching Edgeband ORDER CODE <b>CH</b>
---	---	--

ADDITIONAL LAMINATE EXPRESSIONS COLORS

 Black Matching Edgeband ORDER CODE <b>BK</b>	 Castle Oak Matching Edgeband ORDER CODE <b>CK</b>	 Chalk White Dry Erase* Matching Edgeband ORDER CODE <b>WD</b>	 Columbian Walnut Matching Edgeband ORDER CODE <b>CW</b>
 Empire Mahogany Matching Edgeband ORDER CODE <b>EM</b>	 Gray Matching Edgeband ORDER CODE <b>GY</b>	 Harvest Maple Matching Edgeband ORDER CODE <b>HM</b>	 High Rise Black Edgeband ORDER CODE <b>HR</b>
 Navajo Red Matching Edgeband ORDER CODE <b>NR</b>	 Nepal Teak Matching Edgeband ORDER CODE <b>NP</b>	 Misted Zephyr Silver Northsea Edgeband ORDER CODE <b>MZ</b>	 Pewter Mesh Matching Edgeband ORDER CODE <b>PM</b>
 Steel Mesh Matching Edgeband ORDER CODE <b>SM</b>	 White Fiesta Black Edgeband ORDER CODE <b>WF</b>	 Williamsburg Cherry Matching Edgeband ORDER CODE <b>WC</b>	 Hardwood* Matching Edgeband ORDER CODE <b>HW</b>

## 2 Choose Your Edgeband Color

 Black ORDER CODE <b>BK</b>	 Café Sienna ORDER CODE <b>CS</b>	 Castle Oak ORDER CODE <b>CK</b>	 Columbian Walnut ORDER CODE <b>CW</b>
 Empire Mahogany ORDER CODE <b>EM</b>	 Fusion Maple ORDER CODE <b>FM</b>	 Gray ORDER CODE <b>GY</b>	 Harvest Maple ORDER CODE <b>HM</b>
 Island Green ORDER CODE <b>IG</b>	 Navajo Red ORDER CODE <b>NR</b>	 Nepal Teak ORDER CODE <b>NP</b>	 Pewter Mesh ORDER CODE <b>PM</b>
 Royal Blue ORDER CODE <b>RB</b>	 Silver Northsea ORDER CODE <b>SN</b>	 Steel Mesh ORDER CODE <b>SM</b>	 Wild Cherry ORDER CODE <b>CH</b>
 Williamsburg Cherry ORDER CODE <b>WC</b>	 Chalk White ORDER CODE <b>WD</b>	 Hardwood* ORDER CODE <b>HW</b>	

## 3 Choose Your Metal Finish

STANDARD COLORS

 Black ORDER CODE <b>B</b>	 Silver Sparkle ORDER CODE <b>S</b>
---	--

ADDITIONAL COLORS

 Champagne Metallic ORDER CODE <b>CM</b>	 Dark Gray ORDER CODE <b>D</b>	 Light Blue ORDER CODE <b>LB</b>	 Lime Green ORDER CODE <b>LI</b>
 Orange ORDER CODE <b>OR</b>	 Signal Red ORDER CODE <b>SR</b>	 Spectrum Blue ORDER CODE <b>BL</b>	 Warm Gray ORDER CODE <b>WG</b>
 White ORDER CODE <b>UW</b>	 Yellow ORDER CODE <b>YW</b>		

### Spectrum Expressions








Personalize your Flex Active Electric Sit-to-Stand Table with an extensive selection of décor-enhancing color combinations.

### Need a Custom Color?









No problem! Laminates from most manufacturers can be used on Spectrum products! Lead times, minimum quantities and cost will vary.

**CONTACT YOUR SPECTRUM REP TODAY!**

## 4 Choose Your Worksurface Size

 48"W X 24"D ORDER CODE <b>A</b>	 48"W X 30"D ORDER CODE <b>B</b>	 60"W X 24"D ORDER CODE <b>C</b>
 60"W X 30"D ORDER CODE <b>D</b>	 72"W X 24"D ORDER CODE <b>E</b>	 72"W X 30"D ORDER CODE <b>F</b>
	 58"W X 26.75"D ORDER CODE <b>G</b>	

## 5 Choose Your Electrical Option\*\*

 Power Module Silver ORDER CODE <b>3</b>	 Power Module Black ORDER CODE <b>4</b>	 Power Module White ORDER CODE <b>8</b>
 PM Silver & EM Wireless Charging Pad ORDER CODE <b>A</b>	 PM Black & EM Wireless Charging Pad ORDER CODE <b>B</b>	 PM White & EM Wireless Charging Pad ORDER CODE <b>C</b>
 EM Wireless Charging Pad ORDER CODE <b>F</b>	 None ORDER CODE <b>0</b>	

\*\*Contact Spectrum concerning Electri-Pak System Kit options.

## 6 Choose Your Modesty Panel Option\*\*\*

 Modesty Panel with Metal Insert ORDER CODE <b>1</b>	 Modesty Panel with Laminate Insert ORDER CODE <b>2</b>	 None ORDER CODE <b>0</b>
---	--	--

\*\*\*Not available on Hardwood.

## 7 Choose Your Modesty Panel Laminate

 Black ORDER CODE <b>BK</b>	 Castle Oak ORDER CODE <b>CK</b>	 Columbian Walnut ORDER CODE <b>CW</b>	 Chalk White Dry Erase ORDER CODE <b>WD</b>
 Empire Mahogany ORDER CODE <b>EM</b>	 Fusion Maple ORDER CODE <b>FM</b>	 Graphite Talc ORDER CODE <b>GT</b>	 Gray ORDER CODE <b>GY</b>
 Harvest Maple ORDER CODE <b>HM</b>	 High Rise ORDER CODE <b>HR</b>	 Misted Zephyr ORDER CODE <b>MZ</b>	 Navajo Red ORDER CODE <b>NR</b>
 Nepal Teak ORDER CODE <b>NP</b>	 Pewter Mesh ORDER CODE <b>PM</b>	 Steel Mesh ORDER CODE <b>SM</b>	 White Fiesta ORDER CODE <b>WF</b>
 Wild Cherry ORDER CODE <b>CH</b>	 Williamsburg Cherry ORDER CODE <b>WC</b>	 None ORDER CODE <b>0</b>	

Note: Color samples are approximate. Edgebands will match most chosen laminates, unless you specify differently. Additional Color Expressions may require additional lead time. For more details about the laminates and edgebands available and to request samples, visit [spectrumfurniture.com/expressions](http://spectrumfurniture.com/expressions).

\*Additional charges will apply. **Hardwood available ONLY in 58" x 26.75" worksurface option with Hardwood Edgeband.** Natural variations do occur in the appearance of natural wood. Unfinished tops are not covered under warranty. Hardwood is not SCS certified.

# FLEXIBLE INSTRUCTOR SOLUTIONS




OFFERS 20" OF WORKSURFACE HEIGHT ADJUSTMENT



PUSH BUTTON CONTROLLER SAVES UP TO FOUR TABLE HEIGHT PRESETS



OPTIONAL MODESTY PANEL WITH METAL OR MATCHING LAMINATE INSERTS



COMES WITH BOTH GLIDES AND CASTERS

Get started quickly with Spectrum's great lead time.



ASSEMBLY REQUIRED

## FLEX ACTIVE™ ELECTRIC SIT-TO-STAND TABLE

### PRODUCT DIMENSIONS

Widths	48", 60" or 72"
Depths	24" or 30"
Height Range	Casters: 30.5" - 50.25" Glides: 28.75" - 48.5"
Hardwood Dimensions	58"W x 26.75"D

### WARRANTY

See website for full warranty terms

### AVAILABLE MODELS

37239	Flex Active Electric Sit-to-Stand Table
-------	---

### OPTIONS/ACCESSORIES

37234	Modesty Panel for 48"W Table
37235	Modesty Panel for 60"W Table
37236	Modesty Panel for 72"W Table
99060	Power Module
99057	EM Wireless Charging Pad

Accessories not included. Hardwood available in 58"W x 26.75"D size ONLY. Options Shown.